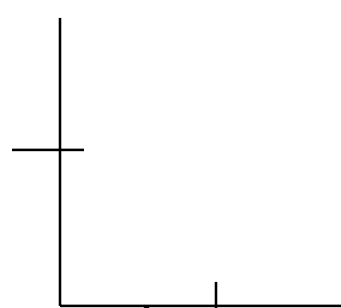
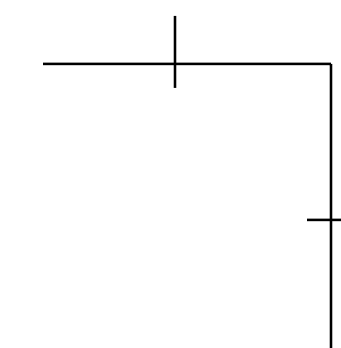
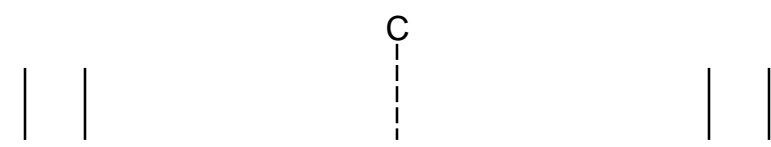
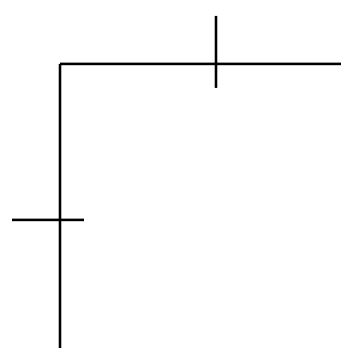
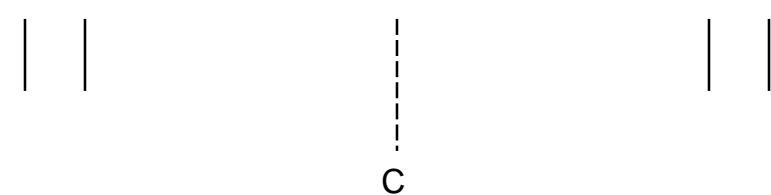


3-PANEL NARROW SPINE
11" X 8 1/2" SHEET SIZE PLUS 1/2" TAB ALLOWANCE
2 1/2" CAPACITY ANGLE D RING METAL
COVER MATERIAL TEMPLATE
2.5" Cap-118.5-AD-FS-C

OUTSIDE VIEW SHOWN --- PRINT THIS SIDE



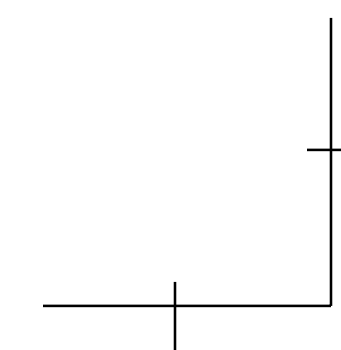
BACK PANEL SIZE: 11-5/8" HIGH X 11-3/4" WIDE



SPINE PANEL SIZE: 11-5/8" HIGH X 3-1/4" WIDE


BOTH HINGES ARE 5/16"

FRONT PANEL SIZE: 11-5/8" HIGH X 11-3/4" WIDE



COVER MATERIAL SIZE: 13 1/4" HIGH X 29" WIDE

PLEASE EXTEND ALL BLEEDS AT LEAST 1/8" BEYOND THE OUTER EDGE OF THE COVER MATERIAL

 RIVET HEAD PLACEMENT
PLEASE LEAVE A 1/8" PERIMETER VOID OF
GRAPHICS AROUND EACH RIVET HEAD

PLEASE REMOVE BEFORE THE FINAL PRINT